

2026 PDDC Plant Disease Talks

Plant Disease Management by Design

Preventing Plant Disease Problems
During the Landscape Design Process

Brian D. Hudelson

Department of Plant Pathology

University of Wisconsin-Madison/Extension



Plant Disease Management by Design Observations

- Potential disease issues abound in landscape settings
- Some issues develop soon after planting; others take years to manifest
- Some issues are preventable
- More sustainable landscapes are possible



Plant Disease Management by Design What to Consider

- Site Evaluation
- Plant Selection
- Plant Installation
- Post-Installation Care



Plant Disease Management by Design Site Evaluation

- Check for a history of severe diseases.




Plant Disease Management by Design Site Evaluation

- Learn the cropping history of the site.



Plant Disease Management by Design Site Evaluation

- Check for any topological oddities.



Plant Disease Management by Design Site Evaluation

- Evaluate soil characteristics.



Plant Disease Management by Design Site Evaluation

- Check the soil pH.




Plant Disease Management by Design Plant Selection

- Avoid certain plant species.




Plant Disease Management by Design Plant Selection

- Avoid certain plant varieties.




Plant Disease Management by Design Plant Selection

- Diversify your plant palette.




Plant Disease Management by Design Plant Selection

- DO NOT plant monocultures.



Plant Disease Management by Design Plant Selection

- Consider using resistant varieties.



Plant Disease Management by Design Plant Selection

- But, realize that resistance has limits.



Plant Disease Management by Design Plant Selection

- Diversify resistance wherever possible.




Plant Disease Management by Design Plant Selection

- Consider plant provenance.



Plant Disease Management by Design Plant Selection

- Consider buying locally produced plants.



Plant Disease Management by Design Plant Selection

- Start with pathogen-free plants.




Plant Disease Management by Design Plant Selection

- Avoid problematic plant pairings.



Plant Disease Management by Design Plant Selection

- Plant small.




Plant Disease Management by Design Plant Selection

- Use bare root woody plants if possible.



Plant Disease Management by Design Plant Installation

- Site plants properly.




Plant Disease Management by Design Plant Installation

- Optimize plant spacing.



Plant Disease Management by Design Plant Installation

- Modify soil as needed.



Plant Disease Management by Design Plant Installation

- Prepare plants properly for planting.



Plant Disease Management by Design Plant Installation

- Mulch properly.



Plant Disease Management by Design Plant Installation

- Rotate annual bedding plants.



Plant Disease Management by Design Post-Installation Care

- Water properly.



Plant Disease Management by Design Post-Installation Care

- Water adequately.



Plant Disease Management by Design Post-Installation Care

- Prune, thin, and divide as needed.



Plant Disease Management by Design Post-Installation Care

- Control weeds.



Plant Disease Management by Design Post-Installation Care

- Have a good yearly clean up plan.



Plant Disease Management by Design Putting It All Together

- Disease issues can be common and sometimes serious in landscape settings
- Many diseases can be addressed during the design process, yielding more sustainable landscapes
- DO NOT expect perfection
- Design to so that clients enjoy their landscapes (including the diseases)

Plant Disease Management by Design Where to Go for Help

Plant Disease Diagnostics Clinic
Department of Plant Pathology
University of Wisconsin-Madison
1630 Linden Drive
Madison, WI 53706-1598
(608) 262-2863
pddc@wisc.edu
<https://pddc.wisc.edu>
Follow on Facebook, Twitter, Bluesky: @UWPDDC
Subscribe to the PDDC Listserv: UWPDDCLearn